

LIUGONG

933F

EXCAVATOR



ENGINE	OPERATING WEIGHT	GROSS POWER	BUCKET CAPACITY	MAX. DIGGING DEPTH
Cummins B6.7	75,618 lb (34,300 kg)	235 hp (173 kW)	1.8 yd ³ (1.4 m ³)	23 ft 11 in (7,300 mm)



SPECIFICATIONS

ENGINE

High pressure common rail, electronically controlled direct injection fuel system with 3 power modes, auto-idle and auto-shutdown features.

Emissions rating	EPA Tier 4 Final/EU Stage V
Make	Cummins
Model	B6.7
Aspiration	Variable-Geometry Turbocharged, EGR-free
Charged air cooling	Aftercooler
Cooling fan drive	Silicone oil clutch, variable speed fan
Displacement	409 in ³ (6.7 L)
Gross power	235 hp (173 kW) @ 2,000 rpm
Net power	219 hp (161 kW) @ 2,000 rpm
Peak torque	700 lbf-ft (949 N·m) @ 1,500 rpm
Cylinders	6
Bore × Stroke	4.2 in x 4.9 in (107 mm × 124 mm)

HYDRAULIC SYSTEM

Main pump, type	Kawasaki, load-sensing variable pumps
Main pump, maximum flow	2 x 70 gpm (2 x 266 L/min)
Implement pressure	Normal: 4,975 psi (34.3 MPa) Power boost: 5,410 psi (37.3 MPa)
Auxiliary 1, one-way pressure	4,351 psi (30 MPa)
Auxiliary 1, two-way pressure	5,076 psi (35 MPa)
Auxiliary 1, maximum flow	55 gpm (210 L/min)
Auxiliary 2, two-way pressure	3,046 psi (21 MPa)
Auxiliary 2, maximum flow	13 gpm (50 L/min)
Slew circuit pressure	4,699 psi (32.4 MPa)
Travel circuit pressure	4,975 psi (34.3 MPa)
Pilot pump, type	Gear pump
Pilot circuit pressure	508-566 psi (3.5-3.9 MPa)
Pilot pump, maximum flow	8.3 gpm (31.5 L/min)

OPERATING WEIGHT

Operating weight, typical	75,618 lb (34,300 kg)
Operating weight, maximum	83,200 lb (37,730 kg)

SERVICE CAPACITIES

Fuel tank	137 gal (520 L)
Engine oil	6.1 gal (23 L)
Final drive, each	2.5 gal (9.5 L)
Swing drive	2.8 gal (10.5 L)
Cooling system	9.2 gal (35 L)
Hydraulic reservoir	52 gal (195 L)
Hydraulic system total	95 gal (360 L)
DEF tank	9.2 gal (35 L)

UNDERCARRIAGE

Track shoe, each side	49
Link pitch	8.5 in (216 mm)
Track shoe width, typical	24 in (600 mm)
Bottom rollers, each side	9
Top rollers, each side	2

SWING SYSTEM

Planetary gear reduction driven by high-torque axial piston motor, with oil disk brake. Swing parking brake resets within five seconds after swing controls return to neutral.

Swing speed	10.3 rpm
Swing torque	92,928 lbf-ft (126,000 N·m)

DRIVE & BRAKES

2-speed axial piston motors with oil disk brakes. Steering controlled by two detachable hand levers with pedals.

Max. travel speed	High: 3.4 mph (5.5 km/h)
	Low: 1.9 mph (3 km/h)
Gradeability	35%/70%
Max. drawbar pull	71,939 lbf (320 kN)

ELECTRIC SYSTEM

System voltage	24 V
Battery	2 x 12 V
Alternator	24 V-70 A
Starter motor	24 V-10.5 hp (24 V-7.8 kW)

SOUND PERFORMANCE

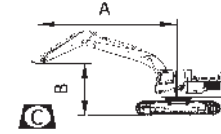
Interior sound level (ISO 6396)	69 dB(A)
Exterior sound level (ISO 6395)	103 dB(A)

SPECIFICATIONS

- A: Load radius
- B: Load point height
- C: Lifting capacity
- Cf: Rating over front
- Cs: Rating over side



Conditions:
 Boom length: 20 ft 4 in (6,200 mm)
 Arm length: As specified
 Counterweight: 14,771 lb (6,700 kg)
 Shoes: 28 in (700 mm)
 Bucket: None



1. *Indicates the load is limited by hydraulic capacity rather than the tipping capacity.
2. The below loads are in compliance with the ISO 10567 lift capacity rating standard and do not exceed 87% of the hydraulic lifting capacity or 75% of the tipping load.
3. Rating at bucket lift point.

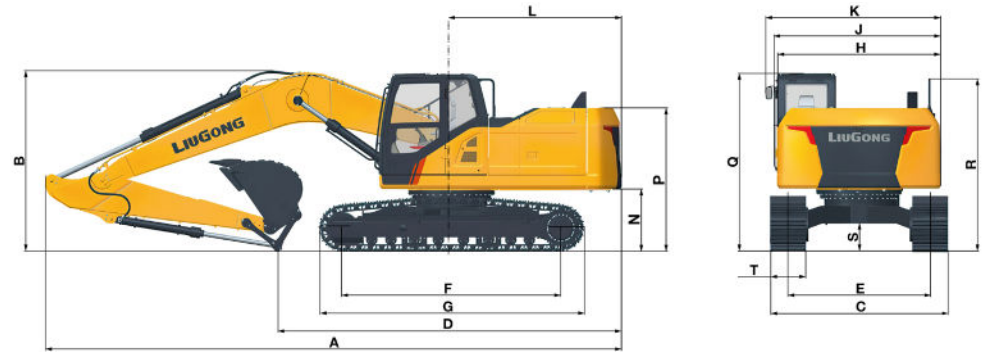
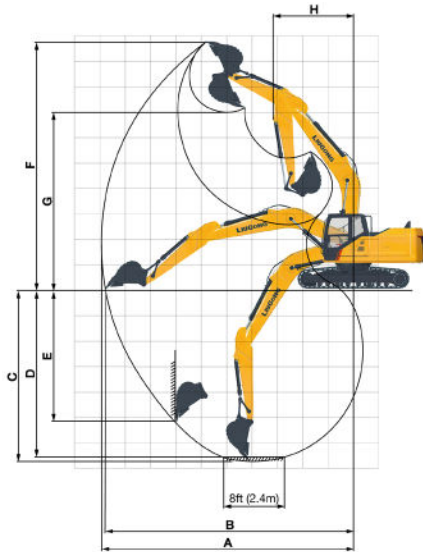
933F WITH 10 FT (3,050 MM) ARM

A Reach: m (ft)		A													
B: Height m (ft)	Weight	5 ft (1.5 m)		10 ft (3 m)		15 ft (4.5 m)		20 ft (6 m)		25 ft (7.5 m)		MAX REACH		Distance	
		Cf	Cs	Cf	Cs	Cf	Cs	Cf	Cs	Cf	Cs	Cf	Cs		
20 ft 6 m	lb kg							*15,382 *6,977	*15,382 *6,977	*15,107 *6,852	*15,107 *6,852	*13,568 *6,154	*13,568 *6,154	27 ft 8.1 m	
15 ft 4.5 m	lb kg					*21,164 *9,600	*21,164 *9,600	*17,708 *8,032	*17,708 *8,032	*16,075 *7,291	*16,075 *7,291	*13,326 *6,045	13,083 5,934	29 ft 8.7 m	
10 ft 3 m	lb kg					*27,539 *12,491	*27,539 *12,491	*20,727 *9,402	*20,727 *9,402	*17,594 *7,980	15,792 7,163	*13,662 *6,197	12,307 5,582	30 ft 9 m	
5 ft 1.5 m	lb kg					*32,607 *14,790	30,167 13,683	*23,540 *10,677	20,569 9,330	*19,141 *8,682	15,399 6,985	*15,392 *6,981	12,148 5,510	30 ft 9 m	
Ground Level	lb kg					*34,825 *15,796	29,558 13,407	*25,383 *11,514	20,100 9,117	*20,251 *9,186	15,125 6,860	*16,547 *7,505	12,393 5,621	29 ft 8.8 m	
-5 ft -1.5 m	lb kg	*19,079 *8,654	*19,079 *8,654	*28,563 *12,956	**28,563 12,956	*34,757 *15,766	29,479 13,371	*25,899 *11,748	19,936 9,043	*20,482 *9,291	15,034 6,820	*18,203 *8,257	13,311 6,038	27 ft 8.3 m	
-10 ft -3 m	lb kg	*33,203 *15,061	*33,203 *15,061	*45,724 *20,740	*45,724 *20,740	*32,741 *14,851	29,743 13,491	*24,772 *11,236	20,062 9,100			*18,921 *8,582	15,225 6,906	25 ft 7.5 m	
-15 ft -4.5 m	lb kg			*38,297 *17,371	*38,297 *17,371	*28,027 *12,713	*28,027 *12,713	*20,610 *9,348	20,592 9,340			*19,575 *8,879	*19,575 *8,879	20 ft 6.2 m	

933F WITH 8 FT 6 IN (2,600 MM) ARM

A Reach: m (ft)		A										
B: Height m (ft)	Weight	10 ft (3 m)		15 ft (4.5 m)		20 ft (6 m)		25 ft (7.5 m)		MAX REACH		Distance
		Cf	Cs	Cf	Cs	Cf	Cs	Cf	Cs	Cf	Cs	
20 ft 6 m	lb kg					*16,661 *7,558	*16,661 *7,558	*16,289 *7,388	*16,289 *7,388	*16,330 *7,407	15,993 7,254	25 ft 7.6 m
15 ft 4.5 m	lb kg			*23,131 *10,492	*23,131 *10,492	*18,864 *8,557	*18,864 *8,557	*16,976 *7,700	16,090 7,298	*16,646 *7,551	14,164 6,425	27 ft 8.2 m
10 ft 3 m	lb kg			*29,343 *13,310	*29,343 *13,310	*21,703 *9,844	21,098 9,570	*18,314 *8,307	15,705 7,124	*16,044 *7,277	13,058 5,923	28 ft 8.6 m
5 ft 1.5 m	lb kg			*33,645 *15,261	29,742 13,491	*24,218 *10,985	20,396 9,251	*19,657 *8,916	15,344 6,960	*17,706 *8,031	12,887 5,846	28 ft 8.6 m
Ground Level	lb kg			*34,912 *15,836	29,356 13,316	*25,671 *11,644	20,003 9,073	*20,501 *9,299	15,119 6,858	*18,341 *8,319	13,174 5,976	28 ft 8.4 m
-5 ft -1.5 m	lb kg	*29,934 *13,578	*29,934 *13,578	*34,139 *15,485	29,427 13,348	*25,743 *11,677	19,929 9,040	*20,308 *9,212	15,110 6,854	*19,350 *8,777	14,435 6,548	26 ft 7.8 m
-10 ft -3 m	lb kg	*42,515 *19,284	*42,515 *19,284	*31,475 *14,277	29,821 13,526	*23,992 *10,883	20,173 9,150			*20,243 *9,182	16,996 7,709	23 ft 6.9 m
-15 ft -4.5 m	lb kg	*34,226 *15,525	*34,226 *15,525	*25,634 *11,627	*25,634 *11,627					*20,543 *9,318	*20,543 *9,318	18 ft 5.5 m

SPECIFICATIONS



WORKING RANGES

Description		Short Arm	Medium Arm
Boom		20 ft 4 in (6,200 mm)	
Arm options		8 ft 6 in (2,600 mm)	10 ft (3,050 mm)
A	Max. digging reach	33 ft 8 in (10,250 mm)	34 ft 11 in (10,653 mm)
B	Max. digging reach at ground level	32 ft 11 in (10,032 mm)	34 ft 4 in (10,453 mm)
C	Max. digging depth	22 ft 5 in (6,825 mm)	23 ft 11 in (7,300 mm)
D	Max. digging depth 8 ft (2.4m) level	21 ft 7 in (6,590 mm)	23 ft 3 in (7,096 mm)
E	Max. vertical wall digging depth	17 ft 11 in (5,450 mm)	20 ft 5 in (6,216 mm)
F	Max. cutting height	32 ft 10 in (10,007 mm)	33 ft 10 in (10,300 mm)
G	Max. dumping height	23 ft 3 in (7,086 mm)	23 ft 10 in (7,265 mm)
H	Min. swing radius	13 ft 3 in (4,040 mm)	
Arm digging force (ISO)	Normal	37,093 lbf (165 kN)	33,497 lbf (149 kN)
	Power Boost	40,339 lbf (179 kN)	36,427 lbf (162 kN)
Bucket digging force (ISO)	Normal	45,636 lbf (203 kN)	
	Power Boost	49,629 lbf (221 kN)	
Bucket capacity		1.8 yd ³ (1.4 m ³)	
Bucket width		51 in (1,300 mm)	

DIMENSIONS

Description	Short Arm	Long Arm
Boom	20 ft 4 in (6,200 mm)	
Arm options	8 ft 6 in (2,600 mm)	10 ft (3,050 mm)
A	Shipping length	
B	Shipping height top of boom	
C	Undercarriage width, 24 in (600 mm) shoes	
D	Shipping length on ground	23 ft 10 in (7,266 mm)
E	Track gauge	
F	Length to center of rollers	
G	Track length	
H	Overall width of upper structure	
J	Overall width of upper structure including cab handrail	
K	Overall width of upper structure including cab rearview mirror	
L	Tail swing radius	
N	Counterweight ground clearance	
P	Overall height of counterweight	
Q	Overall height of cab	
R	Overall height of platform handrail	
S	Minimum ground clearance	
T	Track shoe width	
	24 in (600 mm)	
	28 in (700 mm)	
	32 in (800 mm)	
	35 in (900 mm)	

LGNA-SS-933F-202310-ENG-US

Specifications and designs are subject to change without notice. Machines shown may include optional equipment.

LiuGong Construction Machinery N.A., LLC.
22220 Merchants Way - Suite 100
Katy, TX 77449
USA

T: 281-579-8882
www.liugongna.com

F: 281-579-8388